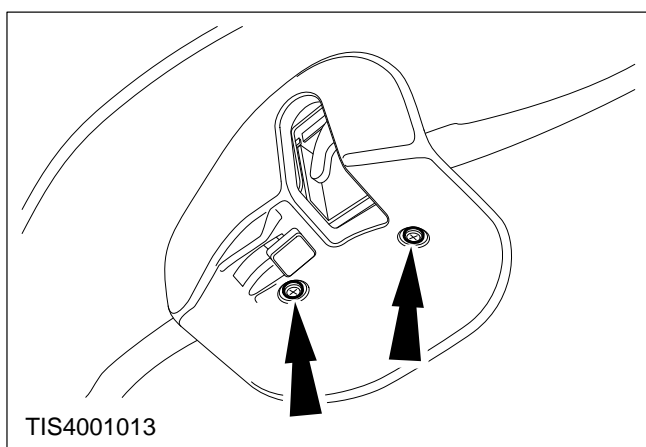


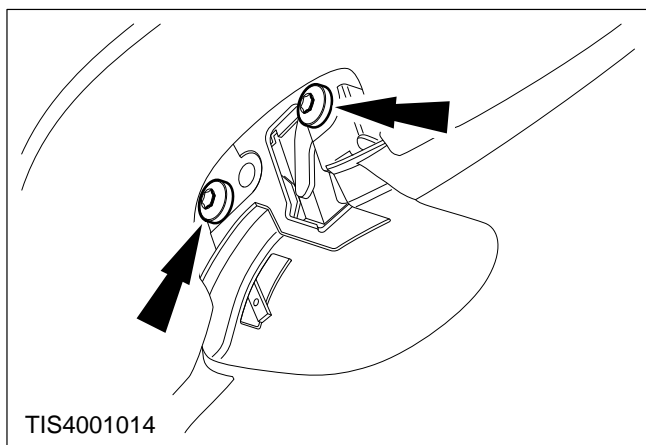
## Catch – Rear Seat Backrest – Remove and Install (40 534 0)

### Remove

1. Fold the rear seat backrest forwards.
2. Remove the catch bezel (two screws).



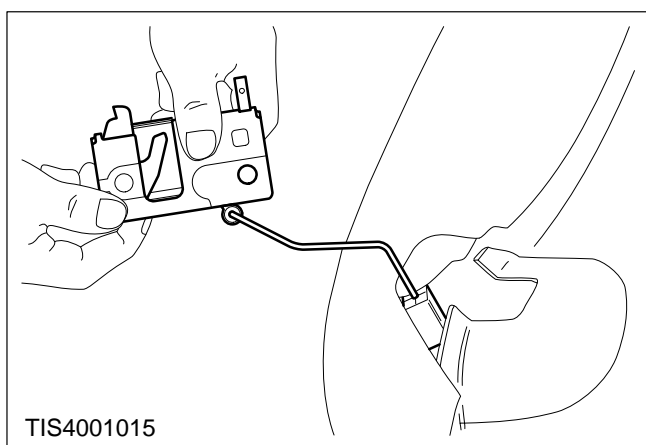
3. Remove the catch retaining bolts.



### Handle – Rear Seat Back Mechanism – Remove (40 520 0)

4. Remove the catch.

Carefully feed the catch operating rod and handle through the seat.



Install

**5. Refit the components in reverse order.**

Handle – Rear Seat Back Mechanism –  
Install (40 520 0)